



How to help at  
home



- Most important thing - From a very early age...


- Talking and Listening.
- Reading with and to your child
  - Playing listening games
  - Singing songs and rhymes
  - Simple movement games

All these things will help to build up connections in the brain, an enjoyment of language and confidence to try things out.




## • PHONICS

- Correct pronunciation
- Correct vocabulary
- We all need to use the same language at home and at school.
- Little and often is the key. Does not have to be formal.
- Link it to your child's interests.

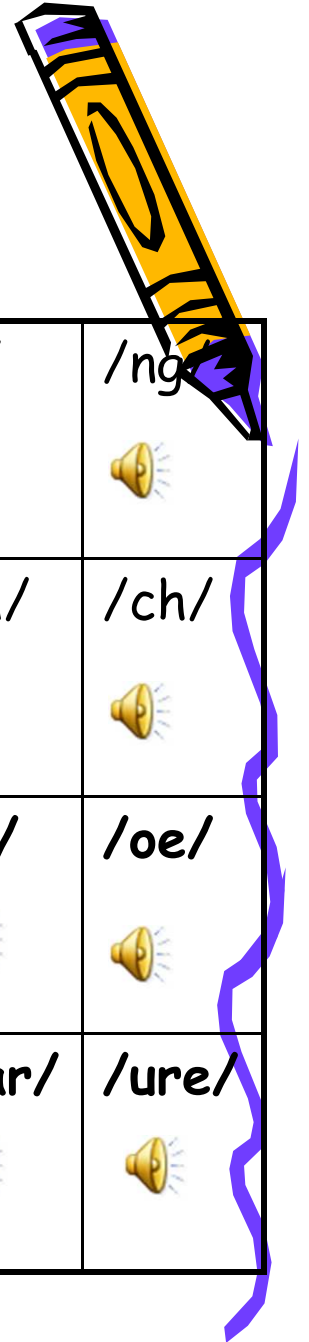



































# PHONEME


- The smallest unit of sound in a word.
- There are 44 phonemes that we teach.



# The 44 phonemes



/b/	/d/	/f/	/g/	/h/	/j/	/k/	/l/	/m/	/n/	/ŋ/
										
/p/	/r/	/s/	/t/	/v/	/w/	/y/	/z/	/θ/	/ð/	/ç/
										
/ʃ/	/ʒ/	/ɑ/	/ɛ/	/i/	/o/	/u/	/æ/	/ee/	/ie/	/oe/
										
/ue/	/oo/	/ar/	/ur/	/au/	/er/	/ow/	/oi/	/air/	/ear/	/ure/
										




# GRAPHEME

- Letters representing a phoneme

e.g.

c      ai      igh

Children need to practise recognising the grapheme and saying the phoneme that it represents.




# BLENDING

- Recognising the letter sounds in a written word, for example


c-u-p

and merging or 'blending' them in the order in which they are written to pronounce the word 'cup'





# SEGMENTING

- 'Chopping Up' the word to spell it out
- The opposite of blending
- Use your 'ROBOT ARMS'




Segment and Blend these words...

- drep
- blom
- gris



Nonsense games like this help to build up skills - and are fun!

Once children are good with  
single phonemes...




- DIGRAPHS - 2 letters that make 1 sound

ll ss zz oa ai



- TRIGRAPHS - 3 letters that make 1 sound

igh dge



# Segmenting Activity

- Use your 'robot arms' to say how many phonemes in each word.
  - shelf
  - dress
  - sprint
  - string




# Did you get it right?

• shelf = sh - e - l - f = 4 phonemes

• dress = d - r - e - ss = 4 phonemes


• sprint = s - p - r - i - n - t = 6 phonemes

• string = s - t - r - i - ng = 5 phonemes




# TRICKY WORDS

- Words that are not phonically decodeable
- e.g. was, the, I
- Some are 'tricky' to start with but will become decodeable once we have learned the harder phonemes
- e.g. out, there,



# Now you have the knowledge....



- Play lots of sound and listening games with your child.
- Read as much as possible to and with your child.
- Encourage and praise - get them to have a 'good guess'.
- Ask your child's teacher if you want to know more.

